



# The Splash !

The Official Newsletter of The Association of Canine Water Therapy

*Dedicated to and Inspired by the Dogs in our Lives*

Volume 5, Issue 2

Summer 2009

## Inside this Issue:

From Dream to Reality	1
President's Message	2
Ebony	6
Flower Essences	8
To Open A Pool	10
Supporting Senior Dogs	11
Raising The Odds <i>A Column from Barbara Parks of K-9 Carts West</i>	12
Ask The Pool Guru! <i>Q &amp; A with the Pool Guru</i>	14
MU Builds Ties Between Veterinary and Human Researchers	16
Swimming With Lions	18
Sniff This! <i>Junonia Swim and Pool Wear</i>	19
ACWT Member Discounts/Benefits	20
ACWT Member Application	21
IAAMB Annual Conference	23
Upcoming Training Opportunities	24
Member Directory	25



## From Dream to Reality


By Cathy Chen-Rennie  
[www.therexcenter.com](http://www.therexcenter.com)



When the idea of opening a canine aquatic fitness center transforms from being a dream into being a reality, it can take a lot of time, planning and patience (not to mention money and determination!). For me, the journey of creating The Rex Center began when my Shetland sheepdog, Vaastu, was

diagnosed with an atrophied femur at 11 months old and had to undergo femoral head ostectomy.

After his surgery I scoured the Internet for ways to help Vaastu recuperate. I found lots of different things about "water therapy," such as working with a hydro treadmill, but I mainly came across information about swimming. I soon found a facility in Menlo Park called Scout's House where I began taking Vaastu for canine rehabilitation (including a water treadmill). At the same time, I also started working with him in my backyard after I bought a 7x7-foot hot tub.



*Cathy and Vaastu*



*Cathy with Cindy Horsfall during class*

I wasn't too sure of what I was doing, so when I found Cindy Horsfall of La Paw Spa in Washington, I was thrilled. My excitement dissipated after I contacted her and learned that her classes were full. Fortunately, as providence would have it, she called me at the last minute to let me know a spot had opened up.

Cindy's class was wonderful for me. It was transformative in many ways that I didn't expect. I learned so much about intention, and about water. During the class, Cindy started encouraging me to think about offering "canine aquatic fitness" (as we call it in

*(Continued on page 3)*



# The Splash !

## President's Message

**Our goal in water therapy is to help facilitate healing for the dogs and their people who walk through our doors.**

As we educate ourselves, attend clinics and read books, let us not forget that often the most important thing we can do in a session is to:



**STOP... Breathe... and Be Present.**

Of course we need to understand our client, their injury, build a safe session in line with the facts in the file and interface with their veterinarian... but don't forget to listen, pause and just be present with both the dog and their person in your session work.

We are in the peak of summer ... a great time to get outside, breathe deep and smell the flowers.... surround yourself in deep thoughts of gratitude for where you are today. 🐾

Have a wonderful summer!

*Cindy*

### 2009 SPLASH SUBMISSION DEADLINES:

October 15, 2009

Submit your stories, testimonials, photos, product reviews, etc to:  
[newsletter@caninewatertherapy.com](mailto:newsletter@caninewatertherapy.com)

### OFFICERS AND COMMITTEES

*President*

Cindy Horsfall

*Vice President Team*

Lynda Coote

Sandy Busse

Louisa Craviotto

*Secretary*

Sandy Fisher

*Treasurer*

Cindy Horsfall

*Newsletter Editor / Webmaster*

Sandy Fisher

*Ethics Committee*

Cindy Horsfall

*Membership Committee*

Sandy Fisher

Cindy Horsfall

*Yahoo Group Moderator*

Cindy Hickman



**The Association of Canine Water Therapy**

325 E. Washington Street ~ #237

Sequim, WA 98382

Fax: 360-681-8440

[www.caninewatertherapy.com](http://www.caninewatertherapy.com)



*Dedicated to and Inspired by the Dogs in our Lives!*

**Mission Statement:**

The Association of Canine Water Therapy is dedicated to advancing the safe practices of canine water therapy through education, establishing industry standards and building a network of support.

**Vision Statement:**

To be an Association that inspires us all to come together as a profession, to build standards for our work and to bring opportunities to further our skills.

*Photo by Nancy Levine ~ [www.browneyesgallery](http://www.browneyesgallery)*



# The Splash!

## From Dream to Reality cont.

*(Continued from page 1)*

California) in my hot tub for small dogs. After taking the classes, I decided that I really wanted to do something like this—have a warm water pool facility for dogs! But I also realized that having the facility in my home was not going to be for me. I prefer to keep my space private.

So, now I had a dream, but didn't know how to really turn it into a reality. People thought I was crazy, but I knew that my dog needed warm water swimming and that others in the area needed it as well. My partner Susan was supportive, but worried that we wouldn't be able to afford it. Susan and I talked to some vets, and they were enthusiastic and thought warm water swimming would be a great service to have for the area. I also talked to quite a few other people in the Canine Water Therapy Association, looked around at what other businesses were doing and just kept thinking about it without doing much.

This is where the help of Veronica Boutelle of dogTEC.org came in. dogTEC is a company that consults with people who are changing careers and starting dog businesses, such as dog daycare and dog walking, and helps them establish their business, craft marketing strategies and helps set them up for success. Although Veronica has worked with clients across the country, she wasn't too familiar with the type of dog business I wanted to start, but was willing to take the time to learn more about dog swimming and canine rehabilitation.

Veronica also helped figure out how

many dogs I'd have to swim per day and how much I'd need to charge in order to be profitable. She was able to determine that my facility wouldn't be able to make enough money for me to support my family with me as the only employee doing dog swimming 5 days a week. After sitting down with Veronica once, she came up with the idea to incorporate day care and dog training into the business plan.

In June and July of 2008, Veronica and I began working on coming up with the name based on the scope of the business. She suggested that if I was having trouble with creating a name that I should email everyone that I knew for ideas. She also contacted creative people that she knew, and a lot of good ideas came about although most of the names had already been taken or were trademarked. Susan came up with "The Balanced Dog"—which we almost used—but the domain names were already taken and there was a "Balanced Dog Training" in Atlanta.

Eventually, someone came up with:

### ***"The Rex Center - All Dogs Allowed"***

(Just like a park and recreation center—with a pool and a recreation room—but normally dogs aren't allowed). We went with it! Because I am not an artist, and wasn't coming up with any super inspired ideas for the logo, Veronica recommended a designer to create the look. Veronica proceeded to introduce me to Melanie Barti to design my logo. This has helped in the long run, because Melanie has designed the business cards, brochures and the soon-to-be

website. Based on the description of the business, Melanie came up with 4 fantastic logos. We chose one, and then she tested out different colors and fonts.

Here are the 3 we rejected (copyright Melanie Barti - [www.melbarti.com](http://www.melbarti.com))



Because we were doing dog daycare, we targeted finding a facility that was a minimum of 2,000 square feet. I decided to focus my property hunt in Pacifica, where there are 5 vets, one of them being a holistic vet. It's 15 minutes south of my house in San Francisco, and could attract people from the "Peninsula" (south) as well as from the "City" (San Francisco). I did enough homework to know where to look within the city, and looked in certain areas designated for level 2 or 3 commercial use, only.

During my 6-month facility search, I came upon a "perfect" building that was in the process of being built. I could add drains, extra doors and ventilation, all before the building

*(Continued on page 4)*



## From Dream to Reality cont.

(Continued from page 3)

was completed! But, could I afford to buy a facility? Veronica and I went over the benefits of buying a property versus renting one. Given the economic climate in August 2009, the answer was no.

In the meantime, Louisa Craviotto, a fellow canine water therapy member who has also been looking to open a pool in Northern California, and I searched for “the perfect” pool. She talked to Florida North about their pool for sale, but found out there would be issues with shipping it to California (extra “tax” from the state to the tune of \$18,000). We documented many pool manufacturers in the ACWT Yahoo! Group database. One day she came across a listing on Craigslist for a used swim spa. Turns out, it was a personal pool being sold by a spa dealer in Santa Cruz. I bought the pool in September despite not having a site to place it. Luckily the guy agreed to store it until December 1<sup>st</sup>. This was incentive for me to find a place “now”!

Finally, in October 2008 I found the location that would be the future home of The Rex Center and had the pool delivered the following month. The next step was to begin the process of obtaining a building permit through the city’s planning commission. It took me about 3 weeks to figure out how to apply for the use permit, and because I was not a vet, I would have to go through the full city planning process.

The business proposal began with gathering the names and addresses of property owners within 300 feet of the property and tenants (residents or businesses) within 100 feet so that they could have the chance to respond to the new plan. Then we had to create site maps, drainage maps, elevations, and other numerous documents and make 5 copies of each. When I was finally ready to send the proposal off to the city in mid November, I had about an inch and a half worth of paper! At this point, the

*“When I was finally ready to send the proposal off to the city in mid November, I had about an inch and a half worth of paper!”*

city planning staff had a full month to respond—either with a rejection or an approval allowing me to move forward with proposing the plan to the city planning commission. During this month, they also sent the documents to all other offices that were concerned, for example, the fire department.

After 29 days, I got a response: my application was incomplete. I had to go back and change the plans to include a drain, which would cost me \$6,000 to have installed. I had to figure out if this was something I could afford. Within a week, I resubmitted the application, and it was accepted for the planning commission’s next monthly meeting, which would be held in January because of December’s holidays. Another month of waiting...

As I was going through the approval process with the city, I reconnected with Veronica and we began working on marketing. Most of it was practical, common sense, but it was nice to hear it from someone who is knowl-

edgeable. We worked on my brochure and website copy with a marketing writer. Then, we put together a packet of articles and a nice cover letter to give to vets. She recommended a “glossy folder”—so that it would hold up nicely—a logo label on front, and a couple of vet articles and a news article. Louisa and I worked on reading vet articles and news articles, found a few that we liked, included those and the ACWT code of ethics.

Also in the meantime, in November, I went to the Rocky Mountain School of Animal Acupressure and Massage and completed their two intro classes in canine therapeutic massage and canine sports massage. I also took a Reiki class with a fabulous teacher who is also an animal communicator. I made many more friends in the canine massage world, along the way. Each of those massage certifications required case-studies, so I started using The Rex Center on the weekends to meet my massage ‘clients’.

Fast-forward to January... I went to the planning commission meeting (finally!) I was number 9 on the agenda, and by the time it was my turn I had been there for nearly 2 hours. It was nerve-racking because each applicant ahead of me had been turned down. Thankfully, my proposal was approved, and unexpectedly, a local business owner stood up and gave The Rex Center his support. What a relief that all of that waiting and time spent filling out paperwork had paid off!

The next two months were spent doing construction permit applications. I hired a neighbor who

(Continued on page 5)



# The Splash !

## From Dream to Reality cont.

(Continued from page 4)

happened to be a drafter to draw up plans.

**Facility plans:**  
[www.therexcenter.com/images/REX-PLANS.pdf](http://www.therexcenter.com/images/REX-PLANS.pdf)

We went back and forth with the building official—who had told us all about his Border Collie. ;) By mid March, when the building permits had been approved, I was able to have the ADA (American with Disabilities Act) required doors installed. I also had the ramp leading up to the swim spa and the deck around the pool built, along with the railings and walls. Susan had the major painting was done by May 1<sup>st</sup>. On May 6<sup>th</sup> The Rex Center underwent its final inspection and I was ready for business!



*The Swim Spa is finally installed!*

Now that my dream has become a reality with The Rex Center’s unofficial opening in April (official in May), we had just under 75 water sessions in May! Louisa is working with me while she still looks for a place to open her pool—so The Rex Center is open on Wednesdays and I swim with dogs on Saturday and Sundays. There are the lovely old dogs who just need the water and massage. There are young dogs whose owners want them to learn to swim. I even helped a Portuguese water dog “study” for his apprentice water dog title!

It’s almost too early to say if this is everything I expected. There are small successes like converting an inquiry into an appointment—and getting a first timer to come back a second or third time. Susan is taking Cindy’s class this month—and while she’s not in school this summer will begin opening the center more often. In mid-June, we’re doing an open house—inviting the local vets and everyone we can think of. There are so many things coming up that it’s too long to list. 🐾

**Keep an eye on our  
Twitter stream and website:  
[www.therexcenter.com](http://www.therexcenter.com)**

**References:**  
[www.melbarti.com](http://www.melbarti.com)  
[www.dogtec.org](http://www.dogtec.org)  
[www.rmsaam.com](http://www.rmsaam.com)  
And I would like to give credit to my co-writer/editor, Britany Lueras. She helped me write this article. She's a recent journalism grad from SFSU and links to her articles about The Rex Center can be found at:  
[www.therexcenter.com/press.html](http://www.therexcenter.com/press.html)



*Cathy & Dingo*



*Cathy & Tucker*

**Cathy Chen-Rennie  
The Rex Center  
Pacifica, CA  
(650) 224-2183  
[info@therexcenter.com](mailto:info@therexcenter.com)  
[www.therexcenter.com](http://www.therexcenter.com)**

### Disclaimer

*This newsletter and its contents are owned by The Association of Canine Water Therapy (ACWT) - unless otherwise noted. NOTHING from this newsletter may be used without our written permission. We have taken great measures to ensure the accuracy of the information contained, however, articles, links, photos, recipes, forum postings and text contained are intended to be informational only and do not constitute endorsements, training guidance, examples or instructions. The presence of members in our directories represents only that these companies, organizations, institutions, or individuals are members in good standing of the ACWT. ACWT does not endorse these members and makes no representations, warranties or guarantees as to, and assumes no responsibility for, the products or services provided by these members. ACWT expressly disclaims all liability for damages of any kind arising out of the use or performance of the products or services provided by these members. Nothing in our website or this newsletter is intended to replace diagnosis or treatment from a veterinarian or other licensed professional. The ACWT does not assume any legal responsibility. Readers should always consult their veterinarian for specific diagnosis and treatment.*



## Ebony

By Gigi Callaizakis  
[www.HarmoniaBH.com](http://www.HarmoniaBH.com)

### A Story of Graceful Aging for a Female Alpha



I watch Ebony rest peacefully and I think back to her wilder younger years when I affectionately called her my lab/terror mix. This, for the most part, is an exaggeration, but the kernel of truth remains. Ebony picked us for her family. My daughters and I were looking for a pup and she was quite clear with us when we walked into the kennel that we had come to the right place. From the beginning Ebony was very confident with who she was and was sure she should dominate the household. It was a challenge for me at first, but we managed to work out an agreement that I could be Alpha, I think, except she got to be very clear about her physical boundaries and who got to socialize any puppies that came into our world. In almost thirteen years we have learned to respect each other's needs and boundaries with very little conflict and we have been good companions.

In Eb's desire to play hard, she blew out her ACL and had a TPLO surgery on her right knee at age seven. She also had some hip issues. Last June (2008), she began to deteriorate significantly. I decided to try stem cell injections. Using Vet Stem services, we had both knees and her left hip. Within two days the right knee blew up to about 3 times its normal size. The left side could not support her back end on its own. Her hindquarters were virtually immobilized. We also believe that she may have damaged a disc in a fall she took while in this condition. She was in a great deal of pain and I thought I was going to lose her. While I think the stem cells helped her left side eventually, they clearly damaged something in her right knee. To this day we have episodes with her right knee and we don't know what the problem is.

We tried aspirating the knee and that helped to some extent. We did x-rays, ultrasound, and CT Scans. All were indeterminate. She went on Heparin because a small blood clot was found behind the left knee. At various times, she was taking five different antibiotics, pain killers, natural remedies, ayurvedic remedies, and prednisone. She wouldn't eat – well, except ice cream, which became the answer to getting these pills into her. Finally, one day she got up and walked. Improvement was a sporadic back and forth process. On top of it all, the surgery where they harvested her fat cells to make the stem cells was not healing well. Throughout all of this I was also doing energy work on her, Jin Shin Jyutsu. She responded well to this and I noticed that on the side where my hands touched her most her

surgery healed best. Almost a year later, her hair has not grown back in some places though.

I made an upcoming trip to Denver a road trip so Eb could come with me. While there, we reconnected with the surgeon who had done her TPLO. Once he swallowed his frustration that I had done anything to the knee where he had performed his surgery, he began to work with her using an electromagnetic device (BiCom 2000). This gave her the most marked immediate improvement. The improvement had begun to slip away when I decided to take her to LaPaw Spa for massage and water therapy. This helped strengthen her muscles, relax and grow her confidence. She loves these sessions and continues them regularly. She also has had acupuncture periodically and takes homeopathic tinctures for arthritis.

Though her condition strengthened, I found it necessary to use support devices for her mobility. Sometimes, due to the semi-paralysis in her back legs, her stability would falter and she would fall. One time she squatted to defecate and her back legs gave out on her. The results of this were not only dismaying for me who had to clean up, but also a horrible blow to her pride. I knew I had to find a better way. One item that I had gotten from Cindy Horsfal at LaPaw Spa was a Walkabout rear harness (some suppliers with whom I have familiarity and have positive experiences are Walkabout Harnesses, West Coast Pet Supply and K-9 Cart). While using a sling or towel to support her in getting up was helpful, the Walkabout

*(Continued on page 7)*



# The Splash !

## Ebony cont.

(Continued from page 6)

gave her better ergonomic support that allowed me to provide just enough tension and reassurance to her so that she would walk, run, and sometimes even play with confidence (with me in tow if I was hanging on). I often allow her to walk freely with it on. If she looks unsteady or is attempting something that may cause her to lose her stability I take the straps and support her. If she gets tired of walking without assistance, she stops and waits for me to take the straps. This is a big shift for Ebony who is a very confident and independent dog. Making this shift, while having a way to maintain some control and self-respect, has been vitally important to her emotional and psychological well-being.



*Ebony and Cindy Horsfall of La Paw Spa*

Because Ebony now carried more of her weight in front than in back, I also felt a need to support her front legs. So, in addition to the rear Walkabout, I use a front Walkabout. This is ideal for longer walks where she cannot lay down and rest as needed. I will gently pull up on both Walkabouts and take weight off her for a few moments. This gives her enough relief to allow her to continue to have the pleasure of

these longer walks. We do also have a K-9 Cart for her; however, she is not yet a fan of this device. We use it to take her to a park where there is a wide open space and she can run around, play and chase the other dogs. She cannot lie down and, I suspect, feels as if she has less control, therefore is not yet comfortable. I continue to believe it will grow more useful as she ages.

Car travel with Ebony was a challenge for a while because she does not take kindly to being lifted (a control issue perhaps). We learned a compromise strategy was to lay a blanket on the ground and she would lie down and allow us to sling her into the car. The problem was that it took two people (at her peak weight she was 75 pounds). Now, with both Walkabout harnesses on, Ebony “jumps” into the back of my Subaru Forester. I assist by lifting as she jumps. This makes traveling alone with her quite doable.

She has also very much come to enjoy the energy work I do with her. If she doesn't need it or I am not doing the flow she needs, she will squirm or try to get me to pet her instead. If it is what she needs, she lets out a sigh and lies completely down on her side. As she grows more restful during the treatment her legs begin to twitch. If I stop, and she is not asleep, she almost immediately sits up and looks around at me. If I begin again and she still feels the need for the session she lies back down.

While in Florida on a recent trip where I was dealing with some very difficult family circumstances

including the death of my father, Ebony was with me and she was picking up on and involved in some of these situations. This resulted in her again losing use of her hindquarters during two particularly stressful occasions. I have reason to believe from tests done by two vets, an educated guess from a third vet, and my own energy work with Ebony that she has some damage to her spine (the disc damage I mentioned earlier) that causes this paralysis. In both cases energy work, pain relievers, rest followed by gradually increased exercise and wet heat helped her get back on all four feet. She is now regaining her strength and is almost back to where she was before we left. She has lost some weight and this makes walking more comfortable for her. She will be thirteen years old on May 15, 2009. Her spirit is a determined and courageous one with a good bit of sweetness mixed in (if she decides to let you see it). I am grateful for my time with Eb and am looking forward to a few more years of life lessons with her. 🐾

### References:

[www.vet-stem.com](http://www.vet-stem.com)  
[www.bicomresonance.com](http://www.bicomresonance.com)  
[www.walkabout-harnesses.com](http://www.walkabout-harnesses.com)  
[www.westcoastpetsupply.com](http://www.westcoastpetsupply.com)  
[www.k9-carts.com](http://www.k9-carts.com)  
[www.lapawspa.com](http://www.lapawspa.com)

**GiGi Callaizakis**  
[www.harmoniabh.com](http://www.harmoniabh.com)  
**Restoring Balance  
and Harmony.  
Finding Resolution.**

## Flower Essences

**By Cindy Hickman  
of Aqua Dog Spa**

I love being out in nature! Whether it's hiking with the dogs, walking on a trail, or working in the garden, I find the sights, sounds and smells of nature to be very rejuvenating. The use of flower essences is based on this principle, that our connection with nature can help us reset imbalances and recharge the spirit. Flower essences were originally developed by Dr. Edward Bach, a homeopathic physician, who discovered that certain flowers seemed to emotionally affect him in different ways. He concluded that the effects were due to the vibrations, or energy, of the flowers and not their chemical makeup. Flower essences are based on the homeopathic principle of "like cures like", but the production of flower essences is different from homeopathic remedies. To extract the



*Dr. Edward Bach*

flower's energy into the essence, the flower is picked and placed in a glass bowl of purified water. The bowl is then placed in direct sunlight or moonlight to extract the essence into the water.

Dr. Bach identified 38 commonly used flower essences. You may be familiar with Dr. Bach's most famous essence combination, Rescue Remedy. It is a combination of five essences that are very effective for

stressful and emergency situations. The essences are:

**Impatiens:** Very fast-acting in alleviating an impatient attitude and lowering stress.

**Star of Bethlehem** (pictured below): For trauma and shock, whether experienced recently or in the past. Teaches the ability to recover from traumas and to integrate them into the present life.



**Cherry Plum:** For fear of losing control. Teaches trust in spontaneous wisdom and the courage to follow one's path.

**Rock Rose:** For situations in which one experiences panic or terror.

**Clematis:** For those who are ungrounded and indifferent to the details of everyday life. Teaches one to establish a bridge between the physical world and the world of ideas. Is also used to bring clarity and alertness to the present moment.

People often use Rescue Remedy for their pets in fear or stressful situations, such as vet visits, thunderstorms or fireworks. It can be useful

for a first hydrotherapy visit if the dog or owner is nervous or fearful. I sometimes ask apprehensive owners before the first visit if they have used Rescue Remedy for their animal or themselves, and suggest that they consider using it before the first visit.

Flower essences can be taken individually, or combined into formulas. They work beautifully in combination with other modalities. They are non-toxic, non-habit-forming, have no negative side effects, and cannot be overdosed. The worst that can happen when using a flower essence is nothing! They are most effective when the remedy is custom made for the individual, but general formulas can be effective as well. The type of flower essence to use is determined by matching the specific indication for each essence with the emotional issues of the animal or person you are trying to influence.

Flower essence remedies are made from stock bottles of the individual essences. Stock bottles contain the essence in a concentrated form and can be stored indefinitely. To make your own flower essence remedies, use a dark colored glass bottle with dropper and add 1 ounce of natural spring water and 1 tablespoon of either brandy or cider vinegar as a preservative. Then add 2-4 drops of the individual flower essences, or 4 drops if adding Rescue Remedy to your combination. The remedy will last for about 3 weeks if stored in a cool location. It should be shaken well before use. The remedy can be administered by placing a few drops in the mouth, on the skin, or in the drinking water at least 4 times daily.

*(Continued on page 9)*





# The Splash !

## Flower Essences cont.

(Continued from page 8)

If no change is seen in 2 weeks, the remedy may need to be modified.

I use a flower essence combination that I named “Happy Pool” in my pool every day. I just add a few drops in the morning when I open the pool, and occasionally during the day if I remember. I may also spray some in the air before a particularly nervous client. My combination consists of:

**Aspen** – Builds trust and confidence to meet the unknown.

**Mimulus** (pictured below)– Used for known fears, helps with courage and understanding of the fears of others.



**Walnut** – Freedom from limiting influences, making healthy transitions in life, courage to follow ones own path and destiny.

**Oregon Grape** – Loving inclusion of others, positive expectation of good will from others, ability to trust.

**Dogwood** – Grace-filled movement, physical and etheric harmony,

awkward and painful awareness of the body.

**Dandelion** – Helps us listen closely to emotional messages and bodily needs.

**Arnica** (pictured below)– Can be especially helpful for unlocking many puzzling or psychosomatic illnesses, which do not respond to obvious treatment. Note – this is not the homeopathic Arnica, this is the flower essence.



**Rescue Remedy** (pictured below)– Just for overall good measure!



While Dr. Bach’s flower essences are the most recognized, additional lines of flower essences have been developed over the years that are equally effective and address more emotional changes. A Google search of flower essences will provide enough results to keep you busy for days!

Some of my favorite online resources for information and purchase are:

**www.bachflower.com** – Great information and Bach Flower Essences, wholesale purchasing available.

**www.flowersociety.org** – Flower Essence Society – download their free “Choosing Flower Essences” pdf file.

**www.treefrogfarm.com** – Flower and Tree Essences. They also combine essences with essential oils.

There are also numerous books available. One of the most popular is *Bach Flower Remedies for Animals* by Helen Graham and Gregory Vlamis. It provides good general information, but books meant for use with people generally go into a more depth and all the information applies to animals as well. I like *The Complete Book of Flower Essences* by Rhonda PallasDowney. I encourage you to develop your own pool remedy and give it a try! 🐾

**Cindy Hickman**  
**Aquadog Spa**  
24317 172nd Ave SE  
Kent, WA, 98042  
253-630-3340  
cindy@aquadogspa.com  
www.aquadogspa.com

## To Open a Pool

**By Carrie Smith of  
Pawsitively Pooched, Ltd.**

It has been a year now since my best friend Heidi passed away from osteosarcoma.



Anyone who says it gets easier after time, in my opinion, has no idea what they are talking about. I feel as though I lost her yesterday. It is not uncommon for me to go for a hike in Bragg Creek where we use to go and burst into tears on the way home. It is not uncommon for me to be watching for every Rottweiler that crosses my path in hopes that I will see something in their eyes that remind me of Heidi.

Heidi was nine years old when we had discovered she had an aggressive form of osteosarcoma. Within two days of her diagnosis, we had a celebration for her and than had to say good-bye. I remember saying months



*Carrie and Heidi*

before all of this that I wasn't sure how I could continue with the swimming or with Pawsitively Pooched if I had ever lost her. She was my reason for opening the facility, how could I carry it on without her??? After a year, I have somehow managed to do it. Despite the emotional turmoil of losing Heidi and all else that comes with owning your own business, i.e. Staff, money, long hours, etc. I could not imagine doing anything else at this time. Maybe continuing to grow the facility is helping keep Heidi alive for me.

I never fully understood what it felt like when people lost their beloved pets. I would cry and grieve with them, but I never fully understood it to the depths that I 'get it' now. With all the hurt and loneliness I still carry in my heart, I have decided to turn it around and provide the utmost care to the clients that come through Pawsitively Pooched. Now that I fully understand what it means to lose ones most best friend in life, we now all cherish and are so grateful for everything and everyone that is a part of life at Pawsitively Pooched. Not that we weren't before, but it just seems that our passion and drive is ten times stronger.

For anyone that is considering opening a swim facility, in a heart beat I would say go for it! But in the next I would highly push that one looks at all avenues of owning their own business. Right from the beginning, there is the business plan that holds all of your financials and projections, marketing and advertising plan and much more. Be prepared to work long hours. Be prepared for the emotional and physical exhaustion

that comes with it all. Be prepared for the stress of hiring staff to help you run your pool. At the back of your mind, remembering, that they could leave you at any time. And be aware of the financial strain that most if not all business owners face. Pools are an expensive cost – maintenance, chemicals, utilities, water. But most importantly be prepared to fall head over heels in love with the dogs you work with and see tears in the owner's eyes as their dogs smile with happiness. Being a canine water therapist is one of the most rewarding things I have done so far in my life. And thanks to my best friend Heidi- she taught me what it meant to be a therapist while she was here on earth with me and is still continuing to teach me after she is gone. Life changes in the blink of an eye, always remember to be grateful for what you have, and be proud as therapists that you have all taken a chance to make a change in the lives of many. Your choices for opening a pool may not be personal like it was for Heidi and I but the choice of opening to help safe and extend the lives of others is reason enough in itself! 🐾



**Carrie Smith**  
**Pawsitively Pooched, Ltd.**  
Unit 16, 728 Northmount Dr.  
NW Calgary, AB  
403-241-5030  
paws@pawsitivelypooched.com  
www.pawsitivelypooched.com



# The Splash !

## Supporting Senior Dogs

As with senior people, senior dogs have well documented physical changes that we can anticipate and prepare for. Although we live with our dogs, their accelerated life span often takes us by surprise. It's easy to overlook changes associated with aging and assume that the behavior change results from a dog's lack of interest or change in mood. Your dog may lose interest in activities or have mood changes, but often these result from physical impairments that cause pain or discomfort. Healthy dogs can retain kittenish or puppy-like traits well into their senior years if they are feeling well. Here are the top seven things you can do to support healthy aging in your dog:

### **Keep Them Moving**

If your once fetch-fiend dog loses interest in play activities, consider their joints, and don't assume that they have simply lost interest in their regular play routines. We hear many stories from dog parents whose dogs regain interest in playtime once joint pain is addressed through the right supplements to support joint health. Joint support can begin before any age-related deterioration is detectable. Supplements can help your dog's body keep joints supplied with the right joint building nutrients, which can slow joint deterioration considerably. Dogs with more severe joint issues benefit from antioxidants, and anti-inflammatory remedies for discomfort.

### **Keep Them Comfortable**

A dog who slept anywhere comfortably when a youngster may suffer on the floor or be less comfortable in their usual sleeping and resting spots. Many contemporary beds are both

eco-friendly and non-toxic, and though they can't tell you directly, your aging dog will be very grateful for a comfy bed, blanket, or sleeping mat to provide extra skeletal support and warmth. Also, consider elevated feeding bowls, a walking support harness, and even a dog ramp to provide your aging dog with access to car, bed, furniture, etc., to let them comfortably go wherever they are used to going.

### **Keep Them Engaged**

If your dog seems to be less connected to goings-on in your home, find ways to keep them engaged in activities that they enjoy. If they don't have the strength, flexibility or stamina for games they enjoyed when younger, modify the game to make it easier for your dog. Dogs that are stimulated with toys, games, and experiences stay "tuned in" to their daily life much more than dogs that are allowed to slowly disengage. If your dog experiences hearing and/or vision loss due to age, don't stop trying to connect with them. Clever dog parents can work around these age-related deficits and keep senior dogs vitally connected to daily life - prolonging the joyful time they have with their beloved companions.

### **Address Digestive and Metabolic Issues**

It's a fact - our dogs' digestion and metabolism usually deteriorate with age. Diminished digestive strength may show up as vomiting or changes in stool consistency. Decrease in pancreatic functioning is a common problem, as the pancreas has a limited supply of enzymes to help your dog break down and process food. As most cooked (dry and canned) dog

food has nearly zero percent enzymes present, it's helpful to supplement your dog's food with digestive enzymes to help them break down food properly and absorb the nutrients it contains. Digestive supplements can also help. Changes in diet may be needed, but stick with holistic foods if you can.



### **Support the Immune System**

Dogs' immune function deteriorates with age, which manifests in many ways. Your aging dog may be more susceptible to bacterial and viral infections, demonstrating poor immune response to pathogens. It's also common for aging dogs to have abnormal cellular functioning, which may result in benign or cancerous cell growth, and increased cellular break down due to free radical damage. There are a wide array of immune support products to help your dog with strengthened response to infections, increased cellular health support, and antioxidant support to reduce free radical damage.

### **Watch for Behavior Changes**

So many senior dog health issues are caught early and corrected by vigilant dog parents. Watch your dog closely, and note on a calendar any changes in

*(Continued on page 13)*

## By Barbara Parks of K-9 Carts West



Every year in February for the last 14 years K9 Carts has exhibited at the Western Veterinary Conference

held in Las Vegas, the gambling capital of the world. I am not a gambler but I usually throw away \$10 each year playing the slots. Do I have a system for losing money? No, it depends on what Casino I am in at the time. However if I knew of a Casino or bank of slot machines that guaranteed that there was a 75% or greater chance of winning, then that is where I would put my money. While I've yet to find a way to raise my gambling odds, I've had great success raising the odds for mobility-impaired pets.

We can raise our odds in life every day by our personal choices and actions. There is no definite guarantee that our lives will be happy, healthy and successful but we can definitely raise our odds by knowledge and watching and learning from successful people. With our health, we can help maintain good health by diet and exercise and if surgery is indicated, seek out the best surgeons and specialists followed by the proper rehabilitation should surgery be necessary. We are raising our odds that we will be able to do what we want to do in life when and where we want to especially as we grow older, whether it be skiing, tennis, white water rafting etc. In Big Sky Montana the senior pass for skiing is 70!

## Raising The Odds

We know by giving animals rehabilitation, we raise the odds for animals recovering in a safer, faster manner, whether it is pre or post surgery or those for whom surgery is not indicated. Of course there are pets with medical conditions such as degenerative myelopathy where we know they are not going to regain mobility but we certainly improve their quality of life by giving them a means of mobility with a K9 cart. I am sure you see daily results when you swim and massage pets in your pools.

If you have ever gone through major surgery usually the day after surgery, the nurses and rehabilitation staff have you up and walking either with crutches or a walker to keep your body functioning. Lying in bed is not healthy. The same applies to pets. Cage rest causes unhappiness and being confined may even do further damage. Just try keeping a young dog quiet after surgery! Placing them in a K9 cart will protect the injured back or limb and prevent further damage as they recover.

Molly, an 11 year old Golden Retriever, came in to see us for a cart rental. She had been run over by a car and her left femur was shattered. The femur had been repaired with a plate and now nursing care was an issue as

the surgeon did not want her bearing full weight on that leg. Even after a couple of days, the owners were finding it difficult to care for Molly as she is an 85lb dog and of course they were afraid that she would re-injure the leg. Options available were lifting her on and off stretchers and holding her up with multiple slings and always watching out for her falling when they took her outside to eliminate. Fortunately the surgeon had recommended they look into a cart for Molly. By renting Molly a cart, we have raised Molly's odds of a faster, safer recovery and made nursing care easier for the owner. Molly will be happier in a standing position even if it is only for short periods of time and will remain healthier through her recovery.



*Molly in her K9 Cart*



*Molly with her shattered femur protected*

### *Update on Molly:*

Two weeks later, Molly's owner called to return the cart as to quote him "it did the job" What exactly did he mean by "did the job?" A K9 cart allowed Molly to be in a standing position for short periods of time, not constantly lying on her side possibly incurring sores and having to be bathed often due to incontinence as she could not get up and be taken

*(Continued on page 13)*

## Raising The Odds cont.

*(Continued from page 12)*

outside as often as needed. She was able to eat, drink and eliminate in a standing position. The cart protected the surgery leg and took stress off the non-surgical leg and the rest of her body. Molly was happy to get up on all fours, the owners could handle her in an easier manner and were happier seeing her recovering safely, which took some stress out of their lives. The K9 cart kept her safe while allowing the fracture to heal to a point where it was safe for her to be without a cart thus preventing the leg from further injury leading to possible amputation.

Squishy, a 7 year old Rex Rabbit, was brought to us by Dr Maya Bewig in Sequim Wa. She only had ½ of her left front leg and her back legs were extremely weak. She could only drag herself around leaving her susceptible to sores and infection. We placed her in a specially designed cart and off she hopped, munching grass along the way.



*Squishy in her K9 Cart*

Squishy may or may not recover function. We shall see how she is doing when she visits us on August 6<sup>th</sup> at La Paws Spa in Sequim as I have invited her to be a guest when I give my presentation to Cindy Horsfall's students. We will also have a five month old paralyzed Dachshund puppy, who was abandoned and adopted by Cecilia Newberg and shall see how this little pup is doing.

For every cart we ship out we raise that pet's odds for either coming back to running around on all fours again or living a longer happier life while maintaining a better quality of life.

I strongly suggest that you raise your odds at your facility by calling us about our rehabilitative carts. You will then be able to rent out carts to your patients on a temporary basis. I promise you will be thrilled by the quick results and your clients will be happier knowing that you have gone that extra mile to ensure their pets a happier safer recovery, making nursing care easier for them and improving their pet's quality of life during recovery.

If you wish me to come and give a demonstration and talk to your group about how to add this dimension to your facility, please call me. Don't gamble without raising your odds offer your patients an additional rehabilitative aid – a K9 Cart. 🐾

**Barbara Parks**  
**K-9 Carts West**  
**Langley, WA**  
**1-360-321-2402**  
[www.k9cartswest.com](http://www.k9cartswest.com)  
[k9cartswest@gmail.com](mailto:k9cartswest@gmail.com)

## Supporting Senior Dogs cont.

*(Continued from page 11)*

behavior that deviate from the norm. Our companion animals are very much "creatures of habit," and even slight variations from their normal behavior can indicate health issues. Changes in movement behavior may indicate joint problems, circulatory, ear or eye issues; changes in elimination patterns often indicate kidney, blood sugar, digestive, hormonal or metabolic issues. Paying close attention to your dog's patterns,

and noting variation from normal activity can help you and your veterinarian determine whether organ systems may be compromised and help you address or accommodate changes.

### Take Action

Many normal age-related health concerns can be improved, slowed, or even reversed through the use of natural remedies and supplements. It is always best that you consult with your (holistic) veterinarian to

diagnose your dog's health concerns and plan treatment. Check with your vet if your dog has a diagnosed health issue to see whether natural remedies and supplements may be beneficial to your dog's health regimen. 🐾

*President's note: This wonderful article is about how to support our aging canine friends in their quality of life - but this is different than how to support our canine friends when they move into their dying process, which can be equally wonderful. More about how to support that part can be found on [www.spiritsintransition.org](http://www.spiritsintransition.org).*



# The Splash !

## Ask The Pool Guru!

### Ask The Pool Guru

Got questions about water quality, chemistry, or equipment?

Email Karen Hunter at:

[poolguru@caninewatertherapy.com](mailto:poolguru@caninewatertherapy.com)

### Q & A with The Pool Guru

**Q: What special equipment do you need to set up a pool for dogs?**

A: In general, the things you need for a dog pool are the same that you need for people pools. These fall into four categories: Heating, sanitation, filtration, and water chemistry. However, there are some things you would want to consider, especially if you are running a business.

For heating, you should think about what happens if you need to drain the pool in the event of a poop accident. While a 50,000 BTU heater may be sufficient to *maintain* water temperature in a smaller dog pool, it would take DAYS to heat cold water after a total or major water change. Do you want to be out for business for multiple days? If not, be sure you have a heater that can essentially heat the water as fast as you can fill it.



*Pentair now offers eco-friendly heaters that are energy efficient and have low emissions*

I have a 3,000 gallon pool and a 250,000 BTU gas heater to handle that possibility.

In the filtration area, you should definitely consider up-sizing the equipment from what you would need for a people-only pool. You will be dealing with a lot more hair/fur plus the dirt that is carried in the fur. Ideally, you want a two-stage filtration: A cartridge, sand, or DE filter that handles the fine particles, and a skimmer or pre-filter that traps the fur before it gets to the fine filter. The more you can keep the fur out of the main filter, the better off you'll be. Also, don't forget a vacuum to remove the things that sink to the bottom of the pool.

Sanitation is an important topic, but there is really little difference for handling dogs or people. I won't go into a discussion of the type of sanitation here, but will comment on 'sizing' your sanitation system. Keep in mind that it isn't the size of the POOL that determines the amount of sanitizer needed – it's the number of OCCUPANTS. Five people in a 1,500 gallon spa add as much contamination as the same number in a 50,000 gallon Olympic pool. Because their fur provides additional surface area for bacteria, a general rule of thumb is that one dog = five people.

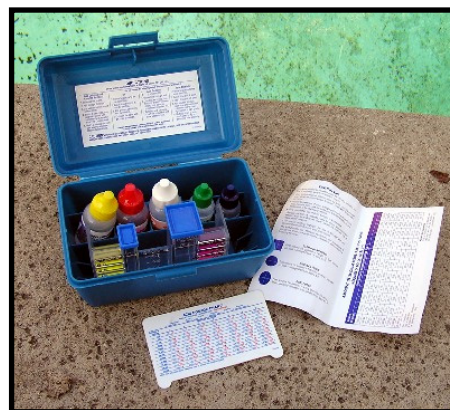
Unfortunately, many sanitation systems are 'rated' according to the number of gallons they treat, rather than the number of bathers. Basically, if you are choosing an automatic system, I'd choose one that is rated for at least 25,000 gallons. Do NOT use something that is designed for a personal spa that is generally used



*An automated chemical control system from Chemtrol*

once or twice a week by two or three people.

Finally, water chemistry means simply keeping things such as pH, alkalinity, hardness, etc. balanced. In this area, there is nothing special needed for dogs versus people.



*Taylor water testing kit*

Test pH daily, other items every few days, and keep things in the recommended ranges.

*(Continued on page 15)*



# The Splash !

## Ask The Pool Guru! cont.

(Continued from page 14)

**Q: We are having trouble with cloudy water. All the tests (ph, alkalinity, sanitizer level) are correct, and we clean our filter regularly. Help?**

A: Oh boy – there are SO many possible reasons the water could be cloudy, but here are some things to look at.

How long since you did a complete (or at least major, meaning a minimum of 70%) water change? There are things in the water that build up that no amount of filtration can remove. Regular water changes are a must.

Are you using a sand or zeolyte filter? If so, you should be washing the filter media with a special detergent at least every six months, and replacing it at around 3 years.

Have the calcium and total hardness tested, and correct if it's out of range.

Algae blooms can cause cloudiness, especially in outdoor pools and/or if



A pool with an algae problem

you are relying on a sanitizer (such as ozone) that doesn't work on algae. A chlorine shock treatment is best for this. There are non-chlorine treatments for algae,

but they often target specific types of algae and determining the correct type can be difficult.

Look for leaks in your circulation system. Also listen closely to the circulation pumps to determine if there is 'bubbling', which could indicate that it's time for replacement. Small air bubbles caused by pump cavitation or leaks in the piping can give the water a milky appearance.

Some particles are too small to be trapped by the filter. Try a clarifier, which works by binding the smaller particles together to form larger ones that can be trapped by the filter.



**Q: I have a pond that gets green with algae. Would bluestone work? I don't want to use chlorine, because my dogs swim in it and drink the water.**

A: Bluestone is a copper ore, and copper does have the ability to control algae in the correct doses. However, if you have fish in the pond, it can also kill the fish. There's a fine line between the amount of copper needed to kill algae (about .5 ppm) and the amount needed to kill fish (about 2 ppm). You'll need a pump for good water circulation and a sensitive test kit to ensure that you get the right

amount. In addition, not all types of algae can be controlled with copper.

A better thing to look at is prevention. If you are using fertilizers on your lawn, chances are that these contain phosphates and nitrates that are leeching into the pond. This is like a smorgasbord for algae! Do what you can to create barriers between your lawn and the pond, don't over-fertilize, and be careful how you water.

Even if the bluestone does do the job for you, I'd do what I can to keep the pups from drinking the water. Any pond is going to contain bacteria and algae that are potentially harmful, and possibly deadly. If the pond does not contain fish or plants, then chlorine that is used properly is the best way to ensure water that is both clear and safe. 🐾



**Happy Swimming!**

**Karen Hunter  
Mega-Dogs**  
22609 102nd Ave SE  
Woodinville, WA 98077  
360-217-5051  
karen@mega-dogs.com  
www.mega-dogs.com/



## MU Builds Ties Between Veterinary and Human Researchers

**By Tim Lloyd of  
The Columbia Missourian**

COLUMBIA — Jimi Cook's grandfather was one of the first patients in the U.S. to have artificial knee replacement surgery.

"From the time I was 8 years old, I have always wanted to find a better way to treat arthritis after watching him go through six knee replacements," Cook said. He is an associate professor of small animal surgery and director of the Comparative Orthopaedic Laboratory at the MU School of Veterinary Medicine.

Nearly three decades after his grandfather's surgeries, Cook is developing new technology that might make repeat surgeries things of the past. But his discovery didn't only come from studying the human skeletal system.

"Dogs are the closest replicas of humans for us when it comes to studying clinical problems in knees and hips," he said.

Cook's new technique involves growing cartilage in a lab that can be molded into permanent joint replacements. It's just one in a growing number of human medical advancements made by researchers studying their canine companions.

Growing knees, hips and shoulders In the sterile petri dishes of a walk-in-closet sized lab, cells divide and multiply into living cartilage that Cook plans to mold into new knees and hips for dogs.

"The goal is to make replacement parts," said Sonny Bal, an associate professor of orthopedic surgery at the MU School of Medicine. Bal is working with Cook on the human application of his technique.



*James "Jimi" Cook, left, of the MU College of Veterinary Medicine and Sonny Bal, orthopedic surgeon at the MU School of Medicine, have been collaborating for more than seven years on research to create biological joints for hip and knee replacements — as opposed to the standard metal and plastic parts. The process is currently being used in dogs, but, Bal said, it is likely to take "about five years" before it can be perfected enough for human use.*

The collaboration between Cook and Bal is welcome news to Bob Reeves, a retired Columbia resident who in the last four years has had both of his knees replaced with metal transplants. The surgeries are the most recent in a series of medical procedures that are likely the result of injuries he suffered in a construction accident almost 50 years ago, Reeves said.

"I was working to pay my way through college when a scaffold broke and I fell 35 feet," Reeves said.

"I'm sort of like 'The Six Million Dollar Man,' but my wife says I'm more like \$49.95."

Reeves said that even though he has worked hard to regain strength and motion in his body, the metal replacement parts have limited the improvements.

"My body has healed around the metal parts, but metal won't improve with the rest of my body," Reeves said.

Cook's technique replaces damaged joints with living tissue, meaning patients like Reeves could get a new set of knees that would heal with the rest of their bodies.

"That would be extremely helpful for people who need transplants," said Robert Kimble, a 78-year-old who has had three knee transplants in the last eight years. "That would be a heck of an improvement."

The technique being developed by Cook mimics the natural process of cartilage and bone formation during growth and development of the joints. Molds of joints are then made and filled with lab-grown cartilage, forming exact replicas of joints in need of replacement.

Because conditions like arthritis progress month to years faster in dogs, Cook is able to more rapidly test the effectiveness of his technique.

"In dogs with arthritis, everything happens much faster," Cook said.

*(Continued on page 17)*





## MU Builds Ties Between Veterinary and Human Researchers cont.

*(Continued from page 16)*

“This allows us to see the results of our research sooner than if we were working on humans.”

The Food and Drug Administration recognizes physical similarities between dogs and humans, and if a new treatment is proved effective for dogs, it can more quickly be tested in humans.

“We’ve been working on this for seven years,” Cook said. “It would have taken 15 to 20 years if we were working on humans.”

This summer, Cook will begin testing his technology on dogs in need of new hip joints. If effective, the tests will continue into long-term studies. Human testing is the final phase.

### **New horizons**

Cook and Bal are widening the scope of previous collaborations to include engineers from the Missouri University of Science and Technology and researchers at Columbia University

in New York City.

The multidisciplinary approach puts MU in line with a worldwide effort to strengthen ties between veterinary medical and human medical research, said Bruce Kaplan, a Florida veterinarian and co-founder of the Web site [Onehealthinitiative.com](http://Onehealthinitiative.com).

The site promotes the One Health movement, which advocates collaboration between veterinary and human research. The concept has received endorsements from the American Medical Association and the American Veterinary Medical Association. “The campuses that have veterinarians and physicians working together are where a good deal of biomedical research is done,” Kaplan said. “Dr. Cook has become a giant in the field.”

Recently discovered neurological similarities between dogs and humans could lead to treatments for degenerative brain diseases.

Veterinary neurologist Joan Coates is part of a research team that found a genetic link between hereditary

degenerative myelopathy (DM) in dogs and amyotrophic lateral sclerosis (ALS), commonly referred to as Lou Gehrig’s Disease.

“There is a potential that this discovery may assist with finding new treatments that will slow the progress of some forms of hereditary ALS,” Coates said.

She is quick to point out that years of study are needed before a treatment for humans can be developed.

“We still have a lot of work to develop markers of disease in dogs in order to evaluate disease progression and response to potential treatments,” Coates said.

Working with dogs could shorten the time frame.

“ALS takes two to five years to progress in humans; it takes six months to a year in dogs,” Coates said. “We may be able to test and see more results more quickly when evaluating potential therapies in dogs.” 🐾



The One Health Initiative, a movement to forge co-equal, all inclusive collaborations between physicians, veterinarians, and other scientific-health related disciplines, has been endorsed by various major medical organizations and health agencies, including the American Veterinary Medical Association, the American Medical Association, the American Society of Tropical Medicine and Hygiene, the American Society for Microbiology and the Centers for Disease Control and Prevention (CDC). Additionally, more than 400 prominent scientists, physicians and veterinarians worldwide have endorsed the initiative.

[www.onehealthinitiative.com](http://www.onehealthinitiative.com)

## Swimming With Lions

### How I taught big cats to doggy paddle

After a hard day's lolling around, these animals like nothing more than a quick dip. The water-loving creatures all live at a special park for endangered species, where they have been taught to swim by Dr Bhagavan Antle, who has cared for them for 25 years.



*King of the jungle:  
A young lion learns how to swim in the pool*


He says: "I started swimming with tigers because I discovered it enriches their lives."

"We found we could manipulate them more easily in the water."

"Then we tried swimming with other animals, and the orangutans in particular loved it."

Another creature that adores the water at the Institute of Greatly Endangered and Rare Species, or TIGER, in Miami, Florida, is the aquatic tapir, from South America, which can walk along the bottom or swim on the top.

"This little one has been swimming since he was the size of a shoe box, and both his parents swim too," said Dr Antle.



*Really love those tiger feet: This tiger cub likes to get his paws wet too*



*Fancy seeing you here: A tapir meets baby orangutan Suryl, who loves the water but is wearing a life jacket because he doesn't like getting his head wet*




*Let's wrap it up now: Suryl dries himself off after his morning dip*

**More information and photos:**

<http://www.dailymail.co.uk/news/article-511192/Swimming-lions-How-I-taught-big-cats-doggy-paddle.html>




# The Splash !



## Sniff This!

*~A Look at Products NEW to our Industry~*



### Junonia Plus Size Swim and Pool Wear



#### QuikEnergy™ V-Neck Aquatard (at left)

Sleeveless, v-neck one-piece features contrast coloring at front zipper, princess seams and arm straps. All-around inner shelf bra. Quick-drying, moisture-wicking QuikEnergy™ reduces cramps with excellent muscle compression. 50+ UPF sun protection. Sizes XL-6X. \$99.95

#### QuikEnergy™ High-Performance Swim Capri (at right)

Supportive, fitted style and a breezy capri cut make these durable, triathlon-inspired capris just the thing for a little added coverage. 4" zipper vents at outseams allow easy on and off. Elastic waist. Sizes XL-6X. \$79.95



#### AquaSport™ Rashguard Swim Top (at left)

Named by surfers for its protection against abrasion, this tough top also protects against sun and cold. Wear it over a tank suit or with swim shorts. Quarter-zip front. Our brand new, quick-drying AquaSport fabric is a near-perfect option for all water activities, from swimming laps at the pool to floating around at the lake. With 50+ UPF (the highest possible rating) and maximum chlorine and fade-resistance, this comfy, durable top is specially engineered with no Spandex for long-lasting stretchability. Sizes XL-6X. 5 colors. \$59.95

**Available at [www.junonia.com](http://www.junonia.com)**



# The Splash !

## Member Discounts & Benefits!

### FLORIDA NORTH SWIM SPAS

**Product:** Swim Spas  
**Level of Membership:** Facility Owners only  
**Discount Amount:** \$500.00 off  
**Website:** www.floridanorth.com  
**Contact Name:** Bob and Dick

### AMERIMERC POOL & SPA SUPPLIES

**Product:** Pool and Spa Supplies  
**Level of Membership:** Facility Owners only  
**Discount Amount:** 15% off  
**Website:** www.amerimerc.com  
**Contact Name:** Phil and Jim

### EWATER.COM

**Product:** Innovative Health Alternatives (Etower for pools)  
**Level of Membership:** All members  
**Discount Amount:** Up to 25% off  
**Website:** www.ewater.com  
**Contact Name:** Fred Van Liew

### ANIMAL SUSPENSION TECHNOLOGY

**Product:** AST Support Suit is a support harness for injured, weak or disabled dogs  
**Level of Membership:** All members  
**Discount Amount:** 10% off  
**Website:** www.petsupportsuit.com  
**Contact Name:** Eric and Victoria Swisher



### K-9 KOZY POOL WRAP

**Product:** Lightweight & absorbent Pool Wrap for your dog  
**Level of Membership:** All members  
**Discount Amount:** 20% off  
**Website:** www.k9kozy.com  
**Contact Name:** Alison White of The Total Dog Spa



### SAM'S DOG HUT

**Product:** Doggie Rehab and Doggie Swimwear Wraps  
**Level of Membership:** All members  
**Discount Amount:** 10% off  
**Website:** www.samsdoghut.com  
**Contact Name:** Sheila Palme



### NORTHWEST SCHOOL OF ANIMAL MASSAGE

**Product:** Certification training in animal massage  
**Level of Membership:** All members  
**Discount Amount:** 10% off for Facility members and 5% for all other members  
**Website:** www.nwsam.com



### RUFF WEAR

**Product:** Life Jackets, Packs, Boots, Bowls, Collars, Leashes and more for dogs on the go!  
**Level of Membership:** All members  
**Discount Amount:** Pro Purchase Program usually provides a discount of about 50% (not for resale purposes)  
**Website:** www.ruffwear.com



### FLYING PAWS

**Product:** The Big Dog Belly Lift  
**Level of Membership:** All members  
**Discount Amount:** The Big Dog Belly Lift retails for \$39.95 but ACWT members can purchase for \$27  
**Website:** www.flyingpaws.biz



### G AND B MARKETING

**Product:** ProCollar®  
**Level of Membership:** All members  
**Discount Amount:** 20% off  
**Website:** www.gandbmarketing.com

# Member Discounts!



## Order ACWT merchandise today!

Tank tops, t-shirts, dog shirts, mugs, beer steins, tiles, tote bags and much more! Prices starting at \$6.99.

[www.cafepress.com/acwt](http://www.cafepress.com/acwt)





# The Splash!



## MEMBERSHIP APPLICATION

\_\_\_\_\_  
Your Name Date

\_\_\_\_\_  
Business Name Website Address

\_\_\_\_\_  
Type of Business

\_\_\_\_\_  
Services that you provide

\_\_\_\_\_  
Address

\_\_\_\_\_  
Email Address Phone Number(s)

### Check the Level of Membership you are applying for below:

*If you need additional information on any level, please visit [www.caninewatertherapy.com](http://www.caninewatertherapy.com).*

**Amount Enclosed:**

- Facility Owner (Pools & Treadmills) in the US or Canada ~ \$150  
*(renewal rate will be \$120)* \_\_\_\_\_
- For Directory purposes, check this box if you also work in the water
- For Directory purposes, check this box if you are also a veterinarian
- Individual (Therapist/Swim Assistant/Student/International) ~ \$60  
*(renewal rate will be \$45)* \_\_\_\_\_
- Supporting Veterinarians ~ \$45 *(renewal rate will be \$30)* \_\_\_\_\_
- Supporting Businesses ~ \$45 *(renewal rate will be \$30)* \_\_\_\_\_
- Supporting Friends ~ \$30 *(renewal rate will be \$30)* \_\_\_\_\_

**Additional Services Available (check all that apply):**

- Your own email account/web-mail box ~ \$25 *(renewal rate will be \$10)*  
*If you chose this option, list 2 preferences (ie: [chorsfall@caninewatertherapy.com](mailto:chorsfall@caninewatertherapy.com))  
for your email address below:*  
\_\_\_\_\_
- Additional contribution to benefit our organization (any amount) \_\_\_\_\_

**TOTAL AMOUNT ENCLOSED:** \_\_\_\_\_

*\*(while supplies last)*

*Page 1 of 2*

Please give this application to a friend!





# The Splash !

## IAAMB Annual Conference

6th Annual IAAMB Educational Conference  
September 3-5, 2009 ~ Thursday, Friday and Saturday ~ Seattle, Washington

The International Association of Animal Massage and Bodywork (IAAMB) is pleased to present their 2009 conference in Seattle, bringing this educational event to the great Northwest. Register now to experience eight presentations by nationally recognized authorities in the fields of animal care, wellness, rehabilitation, training, massage and bodywork.

This is a list of speakers and their topics:

- Ken Bain, LMT: Tapping Into the Canine Sports Market
- Cindy Horsfall: Canine Water Therapy (*presentation by Jonathan Rudinger*)
- Polly Klein: Your Animals Are Talking. Are You Listening?
- Lola Michelin: Massage Protocols for the Hock in Sporthorses
- Martha Norwalk: Human to Animal Transference
- Dr. E. B. Okrasinski: TPLO surgery
- Jonathan Rudinger: PetMassage for Kids™ program
- Dr. Michael Salewski: Performance Strategies For Animal Athletes



IAAMB conferences provide abundant opportunities for continuing education, networking, mentoring, and playing with your “tribe” of likeminded animal massage and bodyworkers. Here is an outstanding opportunity to learn new animal bodywork approaches. Learn practical applications you can use to enhance and expand your animal bodywork practice. Conference includes an optional half-day field trip on Thursday. If you are attending, would like to be a vendor, sponsor, or advertiser in the conference program, reserve your space today. Price ranges from \$250-\$375 (depending on membership status and date of registration).

Learn more at [www.iaamb.org](http://www.iaamb.org) or call to register: 800-903-9350.

## ACWT Logos Available For Your Use!



The ACWT logos can be used on your website and on your business publications to show your affiliation with The Association of Canine Water Therapy!



Visit the Members Only section of the ACWT website.

## ACWT Monthly Calendar!

ACWT Member Karen Theusen has volunteered to design a calendar for the ACWT. Each month, she will use a picture of a dog that has benefited from warm water therapy. You can download the monthly calendar page in pdf format by visiting the ACWT website [www.caninewatertherapy.com](http://www.caninewatertherapy.com). The link is located on the home page.

Please submit your pictures for consideration to Karen by emailing her at [karentheusen@caninewatertherapy.com](mailto:karentheusen@caninewatertherapy.com)





# The Splash !

## Upcoming Training Opportunities

### La Paw Spa Academy of Canine Aquatics



The Heart of Canine Water Therapy ~ Level 1, 2 & 3  
Tool Box Clinics  
*Visit [www.lapawspa.com](http://www.lapawspa.com) for more information.*

### Northwest School of Animal Massage



Animal Acupressure Online and On-Site Training Courses  
Various dates and locations  
*Visit [www.nwsam.com](http://www.nwsam.com) for more information.*

### Tallgrass Animal Acupressure Institute



Animal Acupressure Online and On-Site Training Courses  
Various dates and locations  
*Visit [www.animalacupressure.com](http://www.animalacupressure.com) for more information.*

### Spirits in Transition

Practical and spiritual considerations for providing end-of-life care for our animal companions  
Various dates and locations  
*Visit [www.spiritsintransition.com](http://www.spiritsintransition.com) for more information.*

### NSPF Certified Pool/Spa Operator



Basic knowledge, techniques, and skills of pool and spa operations.  
*Visit [www.nspf.com](http://www.nspf.com) for more information.*





# The Splash !

## Member Directory

Members in the Directory (except for Supporting Businesses) are sorted by State and then listed alphabetically.  
Please visit [www.caninewatertherapy.com](http://www.caninewatertherapy.com) for detailed informational listings for each of our members.

UNITED STATES FACILITY MEMBERS	
The Rex Center, LLC	San Francisco, CA
The Swimming Dog	Petaluma, CA
The Total Dog Swim & Training Center	Oceanside, CA
Wag-N-Swim	Atlanta, GA
Nalo's Healing Arts for Animals	Kailua, HI
Naperville Kountry Kennels Inc.	Naperville, IL
Natural Healing Hydrotherapy	Bartlett, IL
Sit, Stay, Swim	Roscoe, IL
Splash Dog, Inc.	Des Plaines, IL
Joshica's Planet Canine LLC	Elkhart, IN
Canine Fitness Center	Crownsville, MD
Gunny's Rainbow	Bethesda, MD
Bark-A-Bout	Shelby Township, MI
Doggie Dome Swim Spa LLC	New Durham, NH
Companions Chiropractic & Aquatic Center	Jackson, NJ
Red Dog Pet Resort & Spa	Cincinnati, OH
Gentle Spirit Farm	Avondale, PA
Paddling Paws K-9 Swim Center	Goose Creek, SC
Barkside Lounge	Lenoir City, TN
DogWater Spa, LLC	Houston, TX
Rummy's Beach Club	Spring, TX
Liberty Hill Pet Resort	Beaeton, VA
Paws To Swim	Rockville, VA
Aquadog Spa Inc.	Kent, WA
Doggone Day Spaw, LLC	Snohomish, WA
Happy Tails Resort & Spa, Inc.	Auburn, WA
Heavenly Spa	Fall City, WA
K9 Aquatics, Inc.	Sammamish, WA
K9 Rejuvenation	Milton, WA
La Paw Spa	Sequim, WA
Lap of Luxury	Lynden, WA
Mega-Dogs	Woodinville, WA
Pampered Paw Swim Spa LLC	Enumclaw, WA
Paradise Pet Lodge	Woodinville, WA
SplashDog Spa	Edmonds, WA
SwimSpaw	Kingston, WA
Unsinkable Dogs	Ridgefield, WA
CANADA FACILITY MEMBERS	
Aqua Paws Hydrotherapy Inc.	Ottawa, ON
Ottawa Canine Rehabilitation and Aquatic Center	Ottawa, ON
Pawsitively Pooched, Ltd.	Calgary, AB
Plasse Gladhund Canine Gym N Swim	Darlings Island, NB



# The Splash!

## Member Directory cont.

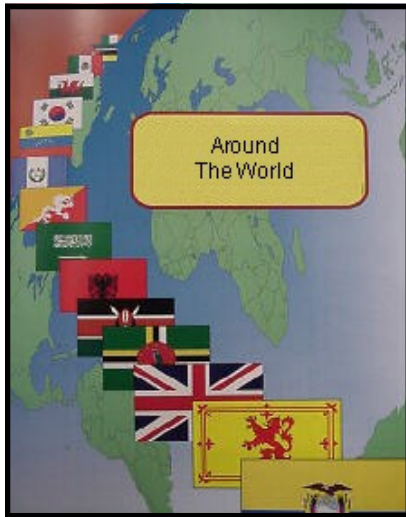
UNITED STATES INDIVIDUAL MEMBERS	
<b>Brusavich, Jeannie</b>	Torrance, CA
<b>Chen-Rennie, Cathy</b>	San Francisco, CA
<b>Cohen, Trish</b>	Castaic, CA
<b>Craviotto, Louisa</b>	Petaluma, CA
<b>Garst, Yvonne</b>	Lake Balboa, CA
<b>Godsey, Suzy</b>	Santa Barbaa, CA
<b>Hulse, Carol</b>	San Francisco, CA
<b>Lindberg, Natalie</b>	Escondido, CA
<b>Tattersall, Christy</b>	Northridge, CA
<b>White, Alison</b>	Oceanside, CA
<b>Zaki, Lydia</b>	Corona, CA
<b>English, Carolyn Anne-Ryan</b>	Delray Beach, FL
<b>Lyons, David</b>	Carrabelle, FL
<b>Mistretta, Julie</b>	Summerland Key, FL
<b>Davis, LADonna</b>	Kennesaw, GA
<b>Dillingham, Joy</b>	Atlanta, GA
<b>Gellert, Eva</b>	Atlanta, GA
<b>Phillips, Melony</b>	Acworth, GA
<b>Clemens, Joyce</b>	Marietta, GA
<b>Crandall-Amidon, Wendi</b>	Kailua, HI
<b>Dorminy, Anna</b>	Kailua-Kona, HI
<b>Mikic, Aleksandra</b>	Adel, IA
<b>Moran, Michelle</b>	Cedar Rapids, IA
<b>Deaton, Lee</b>	Bartlett, IL
<b>Hogland, Cherie</b>	Roscoe, IL
<b>Li Petri, Jean</b>	Naperville, IL
<b>Szwed, Traci</b>	Des Plaines, IL
<b>Their, Amy</b>	Des Plaines, IL
<b>Lump, Maggie</b>	West Lafayette, IN
<b>Mendenhall, Pamela</b>	Elkhart, IN
<b>MacDonald, Carolyn</b>	Taunton, MA
<b>Duperier, Laurie</b>	Bethesda, MD
<b>Nikiforuk, Michelle</b>	Shelby Township, MI
<b>Spengler, Jennifer</b>	Milford, MI
<b>Lewanski, Joy</b>	Hastings, MN
<b>Ballard, Jane</b>	Durham, NC
<b>Horne, Melody</b>	New Durham, NH
<b>Mulryne, Dr. Colleen</b>	Jackson, NJ
<b>Martin, Michelle</b>	Rio Ranch, NM
<b>McKinney, Theresa</b>	Rio Rancho, NM
<b>Rogers, Mickey</b>	Sante Fe, NM
<b>Agar, Sherry</b>	Milford, OH
<b>Hodges, Sandy</b>	Cincinnati, OH

UNITED STATES INDIVIDUAL MEMBERS	
<b>Jurrens, Jeanette</b>	Marysville, OH
<b>Keneipp, Elizabeth</b>	Beavercreek, OR
<b>Mulligan, Mindy</b>	Portland, OR
<b>Thomas, Julie Ann</b>	Portland, OR
<b>Whipkey, Gina</b>	Bend, OR
<b>Mayer, Diane</b>	Avondale, PA
<b>Shaffer, Kelly</b>	State College, PA
<b>Toner, Cathy</b>	Avondale, PA
<b>Zercher, Cherie</b>	Beaver, PA
<b>Steely, Terri</b>	Goose Creek, SC
<b>Patton, Paula</b>	Lenoir City, TN
<b>Glenney, Kathy</b>	Houston, TX
<b>Goebel, Lisa</b>	Spring, TX
<b>Lees, Melissa</b>	West Jordan, UT
<b>Lo Gerfo, Deborah</b>	Rockville, VA
<b>Robertson, Mary Ann</b>	Bealeton, VA
<b>Baarstad, Brianna</b>	Woodinville, WA
<b>Biethan, Joyce</b>	Ridgefield, WA
<b>Black Henline, J Linn</b>	Edmonds, WA
<b>Cool, Patricia</b>	Granite Falls, WA
<b>Cornish, Cindy</b>	Spanaway, WA
<b>Eberlei, Sylvia</b>	Preston, WA
<b>Fernandez, Tonita</b>	Enumclaw, WA
<b>Fisher, Sandy</b>	Sammamish, WA
<b>Ford, Lynn</b>	Bothell, WA
<b>Goetting, Vonni</b>	Snohomish, WA
<b>Hardy, Leigh Anne</b>	Edmonds, WA
<b>Hickman, Cindy</b>	Kent, WA
<b>Hill, Janice</b>	Kingston, WA
<b>Hopkins, Erin</b>	Snohomish, WA
<b>Horsfall, Cindy</b>	Sequim, WA
<b>Hunter, Karen</b>	Woodinville, WA
<b>LaMonica, Debbie</b>	Edmonds, WA
<b>Lane, Carrie</b>	Lynden, WA
<b>Lierson, Barbara</b>	Auburn, WA
<b>McFarlin, Shannon</b>	Seattle, WA
<b>Meyer, Beth</b>	Auburn, WA
<b>Sawyer, Cassie</b>	Seattle, WA
<b>Strauss, Rema</b>	Milton, WA
<b>Swindaman, Carol</b>	Redmond, WA
<b>Theusen, Karen</b>	Ferndale, WA
<b>Truskey, Judi</b>	Vancouver, WA
<b>Voelker, Linda</b>	Duvall, WA



# The Splash !

## Member Directory cont.



### CANADA INDIVIDUAL MEMBERS

Barbet, Tracy	Calgary, AB
Busse, Sandy	Edmonton, AB
Smith, Carrie	Calgary, AB
Williams, Brenda	Calgary, AB
Coote, Lynda	Gibsons, BC
Gibson, Jacqueline	Vancouver, BC
McKay, Chris	Aldergrove, BC
VanderHammen, Tanya	Vancouver, BC
Titus, Elana	New Maryland, NB
Campbell, Cheryl	Darlings Island, NB
Debolt, Alex	Ottawa, ON
Fitterer-Winter, Annette	Burlington, ON
Rafalski, Donna	Ottawa, ON
Seymour, Shari	Gore's Landing, ON

### INTERNATIONAL MEMBERS

Dogoverboard	Adamstown, NSW, AU
Kirk, Jeannette	Bangor, County Down, N. Ireland
Tong, Anna	Bradell View, Singapore
Four Paws Aqua	Fratton, Portsmouth, UK
Paddlepaws Hydrotherapy Pool	Longton, Preston, Lancashire, UK
Swimsafe Canine Therapies	Preston, Lancashire, UK
Ramsey Canine Hydrotherapy Centre	Huntingdon, Cambridgeshire, UK

### SUPPORTING VETERINARIANS

Mark Engen, DVM	Puget Sound Animal Hospital	Kirkland, WA
Larry Seigler, DVM	Animal Healing Center	Redmond, WA
Tina Ellenbogen, DVM	Mobile Veterinary Services	Bothell, WA




## Job Openings!

### NEW BENEFIT FOR FACILITY OWNERS!

Post your Job Opening within your Directory Listing on the ACWT website!  
**Email [sandy@caninewatertherapy.com](mailto:sandy@caninewatertherapy.com) to request your free listing!**

## ACWT Discussion Group on Yahoo!



This group has been formed to exchange information and techniques that relate to canine water therapy. You can post messages about water therapy, pool maintenance, difficult cases, and anything else related to canine water therapy that you would like information about! Group membership is open to any member of the ACWT. New memberships do require approval, which will be done as quickly as possible.

**Join us today at <http://groups.yahoo.com/group/caninewatertherapy/join>**

## Member Directory cont.

### SUPPORTING BUSINESSES



#### Animal Suspension Technology

**Owner:** Eric and Victoria Swisher  
**Business Phone:** 360-393-9891  
**Location:** Bellingham, WA  
**Email:** support@petsupportsuit.com  
**Website:** www.petsupportsuit.com



#### Flying Paws Big Dog Belly Lift

**Owner:** Tracy Thomas  
**Business Phone:** 801-485-8118  
**Location:** Salt Lake City, UT  
**Email:** tracy@flyingpaws.biz  
**Website:** www.flyingpaws.biz



#### Gold Canyon Candle Distributor

**Owner:** Amy North  
**Location:** USA  
**Email:** anorth3@cox.net



#### K9 Carts West

**Owner:** Barbara Parks  
**Business Phone:** 360-321-2402  
**Location:** Langley, WA  
**Email:** k9cartswest@gmail.com  
**Website:** www.k9cartswest.com

Please visit  
the Directories at:  
[www.caninewatertherapy.com](http://www.caninewatertherapy.com)  
for detailed informational listings  
for each of our members.

### SUPPORTING BUSINESSES



#### Mystic Mountain Retreat

**Owner:** Cindy Hill  
**Business Phone:** 360-794-6388  
**Location:** Monroe, WA  
**Email:** mysticmountainretreat@hotmail.com  
**Website:** www.mysticmountainretreat.com



#### NW School of Animal Massage

**Owner:** Lola Michelin  
**Business Phone:** 877-836-3703  
**Location:** Fall City, WA  
**Email:** info@nwsam.com  
**Website:** www.nwsam.com



#### Pawsitively Styling

**Owner:** Dawn Farmer & Tim Gillam  
**Business Phone:** 360-435-5421  
**Location:** Arlington, WA



#### Pension Design & Admin., Inc.

**Owner:** Doris Kopp  
**Business Phone:** 425-868-1230  
**Location:** Redmond, WA  
**Email:** doris@pensiondesign.com  
**Website:** www.pensiondesign.com



#### Ruff Wear, Inc.

**Business Phone:** 888-783-3932  
**Location:** Bend, OR  
**Email:** luckydog@ruffwear.com  
**Website:** www.ruffwear.com

### SUPPORTING BUSINESSES



#### Sam's Dog Hut

**Owner:** Sheila Palme  
**Business Phone:** 715-262-4566  
**Location:** Prescott, WI  
**Email:** samsdoghut@centurytel.net  
**Website:** www.samsdoghut.com

### SUPPORTING FRIENDS

Nicholas, Heidi & John  
Natasha and Pavel  
Catherine Lisa Van Camp  
Jean & John Horsfall  
Scout, Ellie, Andy, Two-Bits,  
Sheba and Anita Gehring  
Kathe Roat  
Lisa and Honey  
Leo, Kathy & Guido  
Ani & Mister Magoo Grudin  
Kathleen Keyes  
Teresa Gillroy  
Mary DeFilippo  
Ann Marie Shields  
Rebecca Criscione



*Lance, shown surfing above,  
trains at The Total Dog in CA*